



ಬೃಹತ್ ಬೆಂಗಳೂರು ಮಹಾನಗರ ಪಾಲಿಕೆ
Bruhat Bengaluru Mahanagara Palike



BBMP COVID-19 WAR ROOM 04.01.2022



ABSTRACT OF COVID-19 CASES IN BENGALURU



	MALE	FEMALE	TRANSGENDER	MALE	FEMALE	TRANSGENDER	TOTAL	
	Last 24 Hours	Last 24 Hours	Last 24 Hours	Cumulative	Cumulative	Cumulative	Last 24 Hours	Cumulative
Positive Cases	1,122	931	0	7,56,813	5,11,477	155	2,053	12,68,445
Recovered Cases	82	120	0	7,40,705	4,99,756	149	202	12,40,610
Death Cases	2	1	0	10,388	6,020	4	3*	16,412
Total Tests Done	In Last 24 hrs : 72,121					Cumulative : 2,41,12,601		
ACTIVE CASES					11,423			

*Covid deaths occurred today : 00 | Covid deaths occurred beyond last 24 hrs., reported today : 03

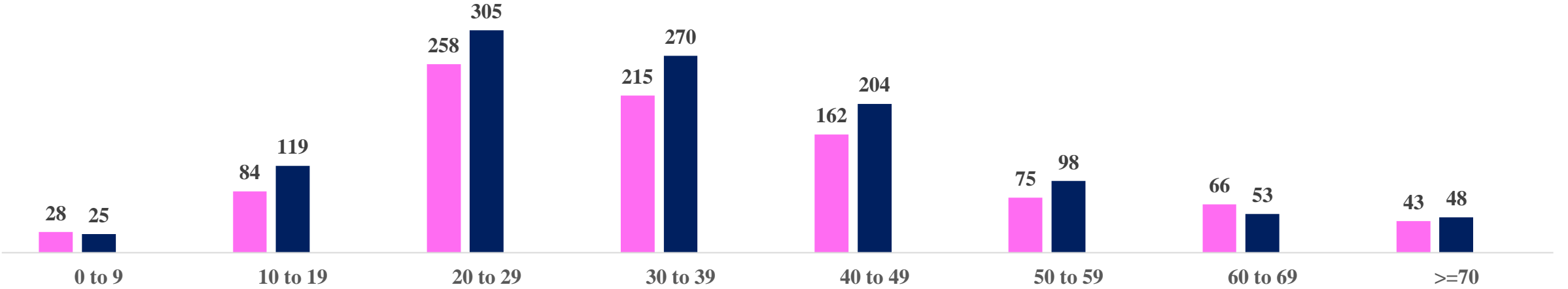


LAST 24 HOURS AGE GROUP AND GENDER WISE DISTRIBUTION

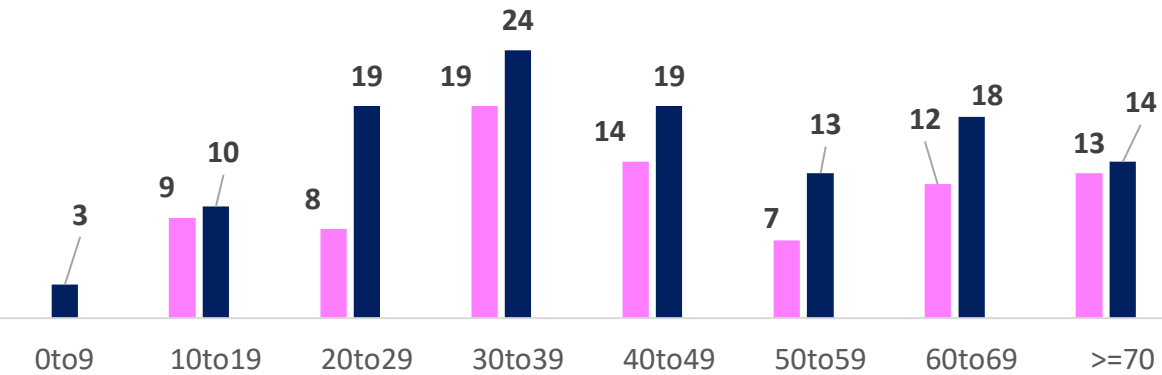


Positive Cases : 2053

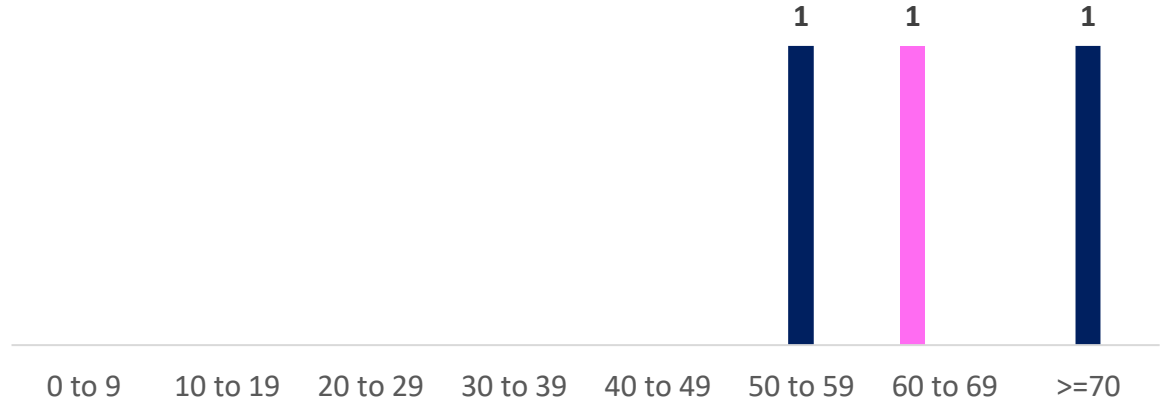
FEMALE MALE TRANSGENDER



Recovered Cases : 202



Death Cases : 3





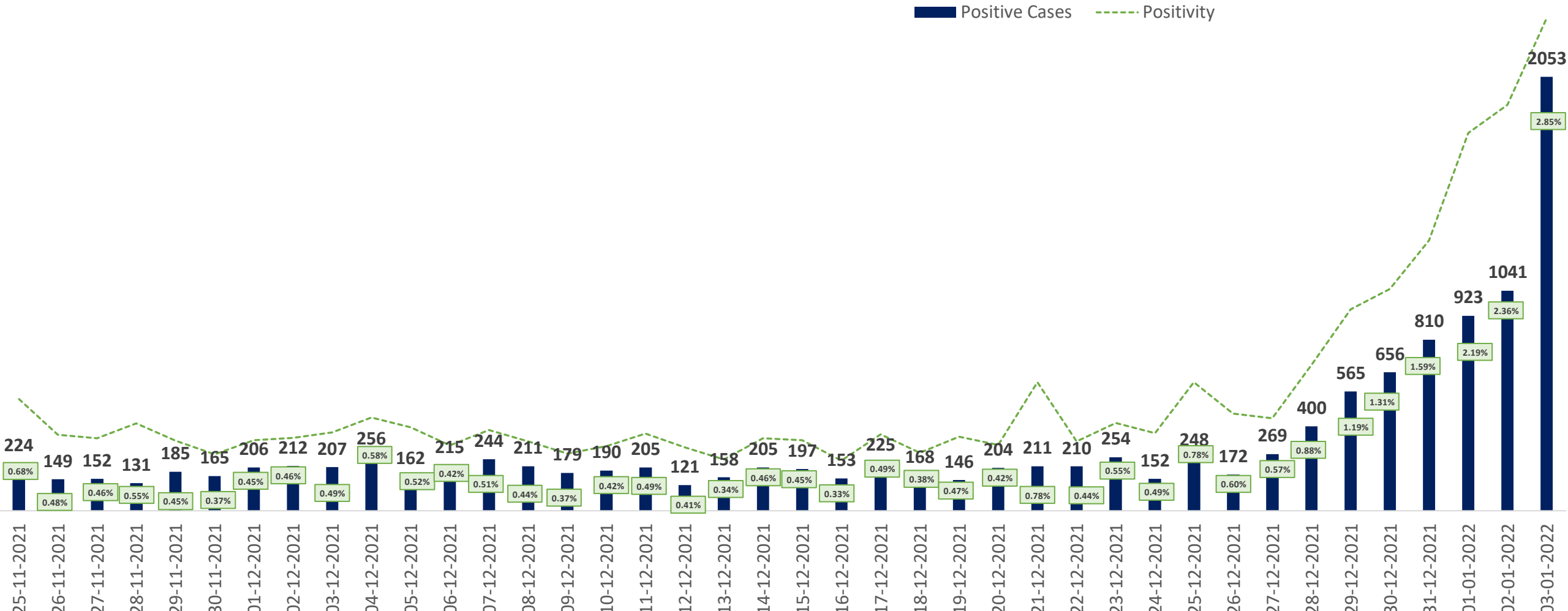
SNAPSHOT OF BENGALURU COVID-19 CASES IN LAST 8 WEEKS



	09-11-2021 To 15-11-2021	16-11-2021 To 22-11-2021	23-11-2021 To 29-11-2021	30-11-2021 To 06-12-2021	07-12-2021 To 13-12-2021	14-12-2021 To 20-12-2021	21-12-2021 To 27-12-2021	28-12-2021 To 03-01-2022
Total Positive Cases	1,079	1,032	1,164	1,423	1,308	1,298	1,516	6,448
Total Recovered Cases	1,400	1,752	1,749	948	1,077	1,105	1,075	1,124
Total Death Cases	16	11	12	14	19	8	10	23
Case Fatality Rate	1.48%	1.07%	1.03%	0.98%	1.45%	0.62%	0.66%	0.36%
Total Tests Conducted	2,80,411	2,29,152	2,24,625	3,03,505	3,06,599	3,03,315	2,58,695	3,52,380
Positivity Rate	0.38%	0.45%	0.52%	0.47%	0.43%	0.43%	0.59%	1.83%

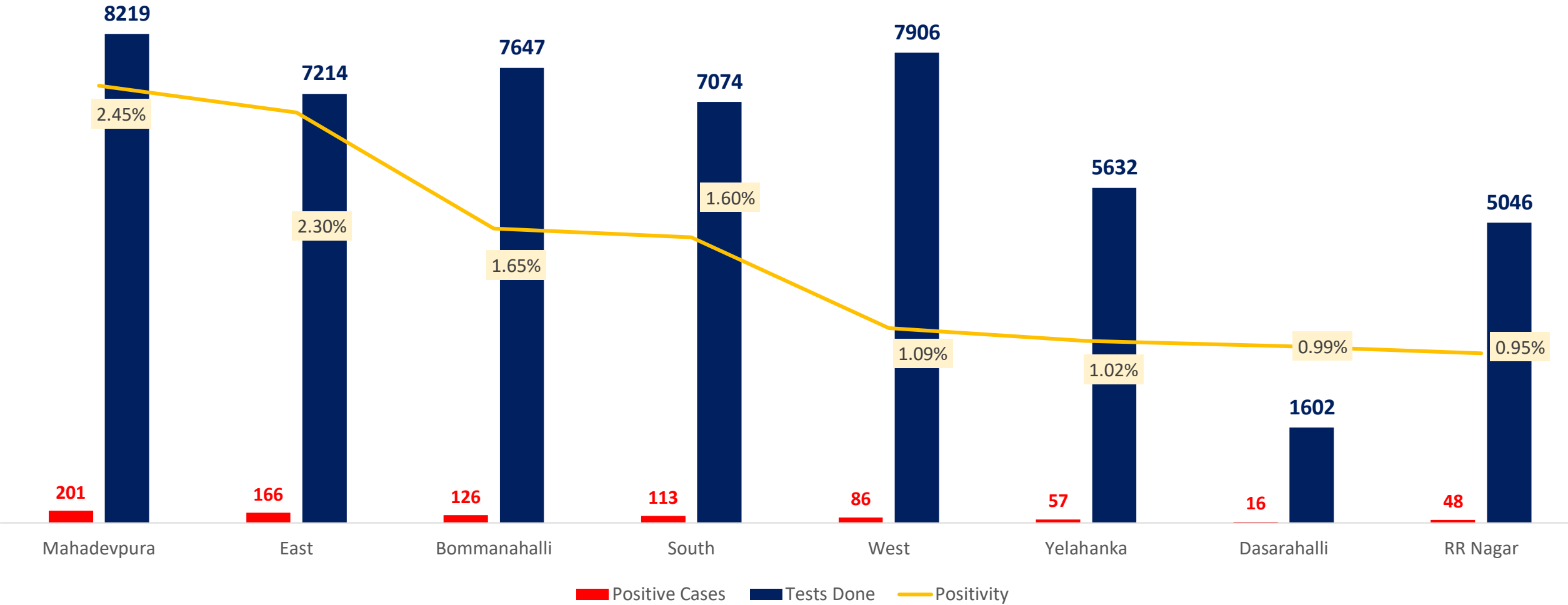


POSITIVITY RATE OF BENGALURU – LAST 40 DAYS



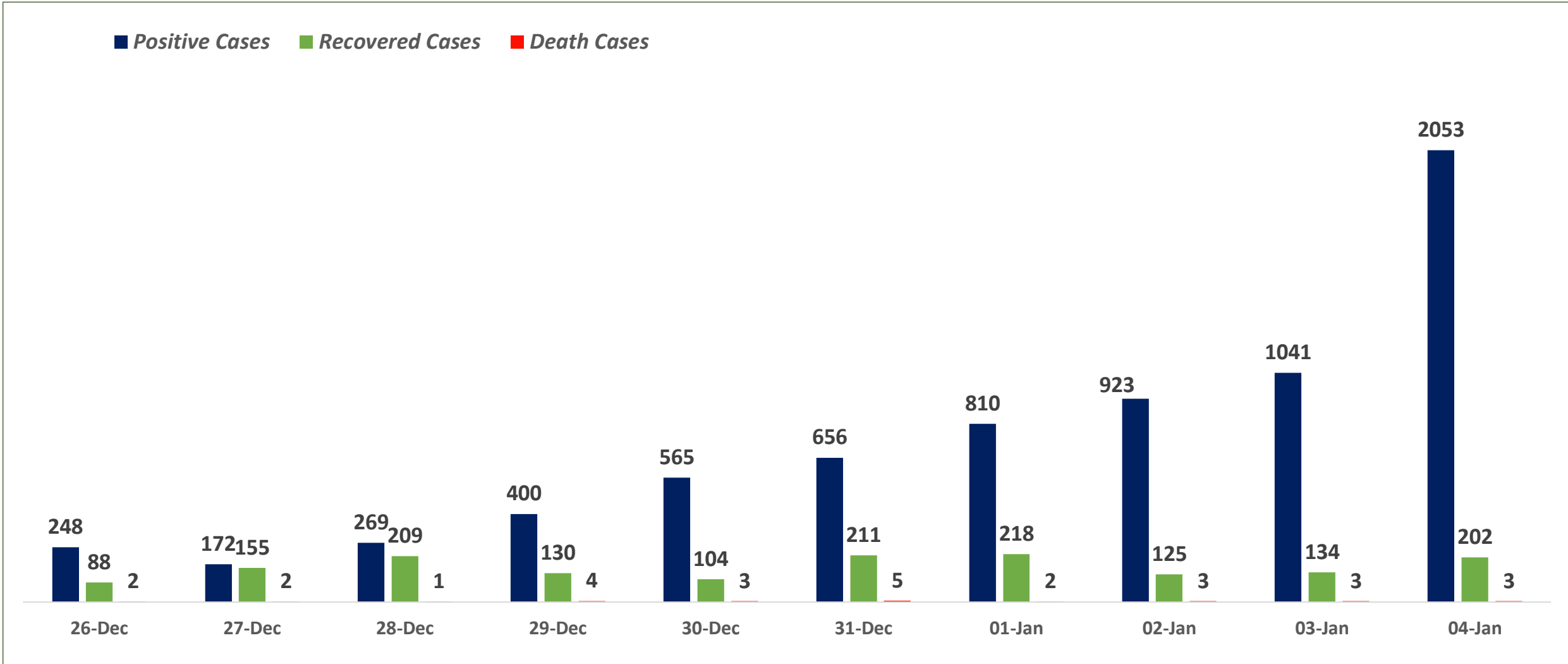


ZONE WISE AVERAGE POSITIVITY TREND FOR LAST 7 DAYS





SNAPSHOT OF POSITIVE, RECOVERED AND DEATH CASES OVER LAST 10 DAYS ACROSS BBMP ZONES

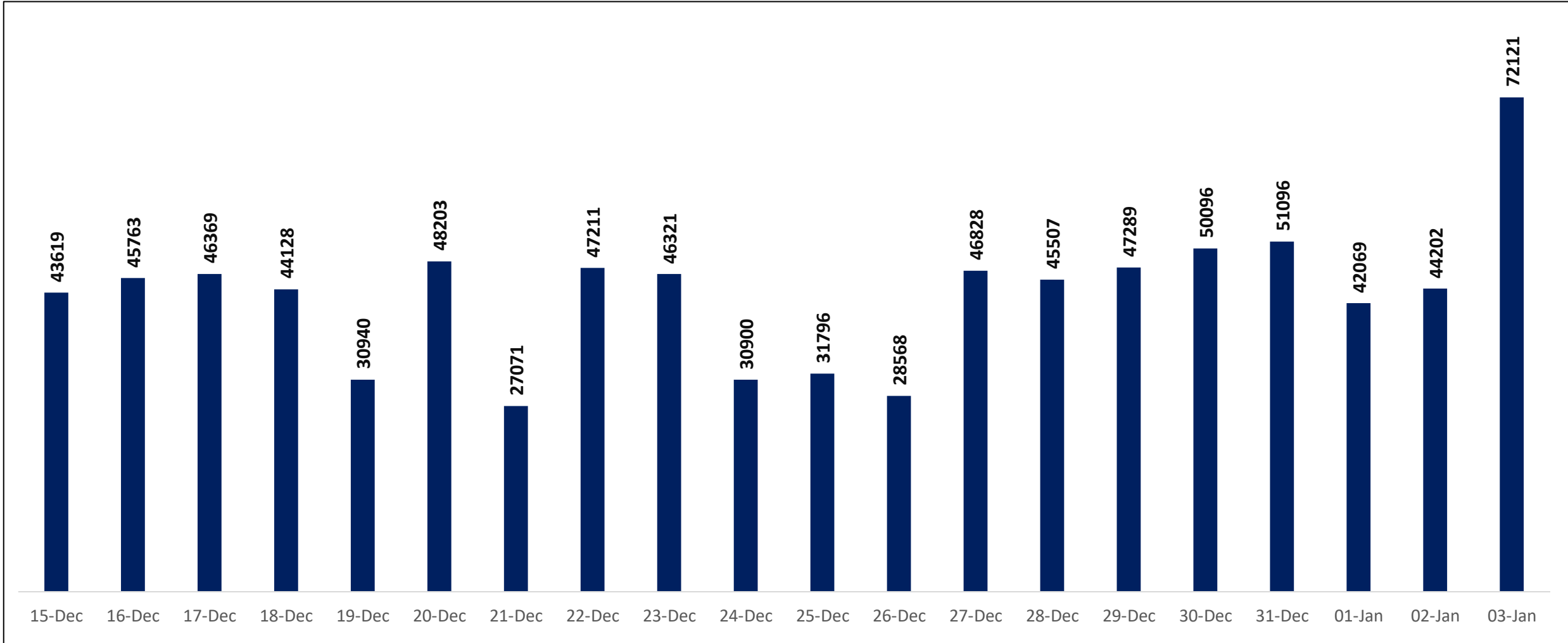




TESTING TRENDS IN BENGALURU

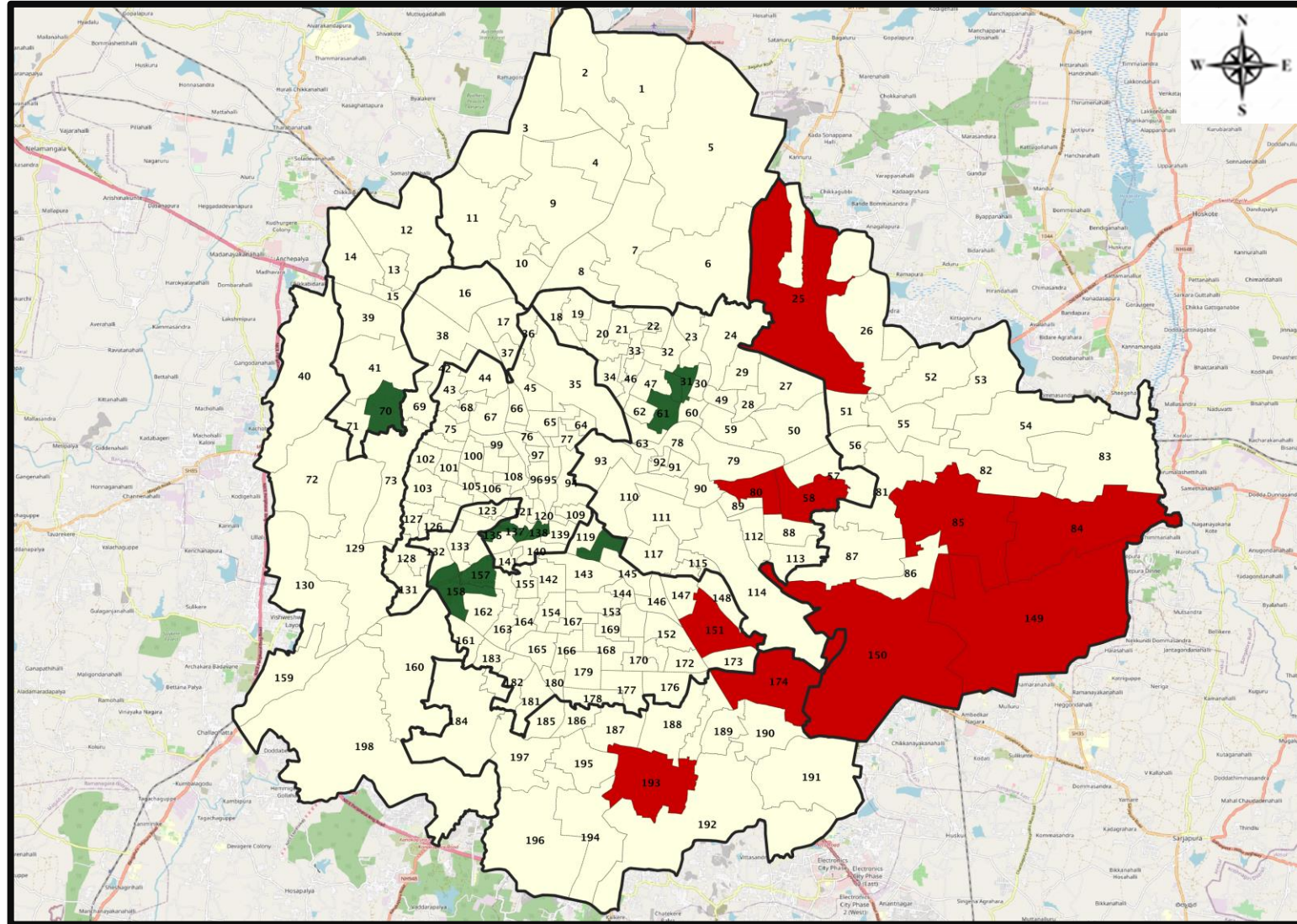


Total Test Conducted Till Date	Test Conducted Last 24 hours
2,41,12,601	72,121





BENGALURU URBAN MAP SHOWING TREND OF POSITIVE CASES IN LAST 10 DAYS



Top 10 wards reporting highest number of positive cases in last 10 days

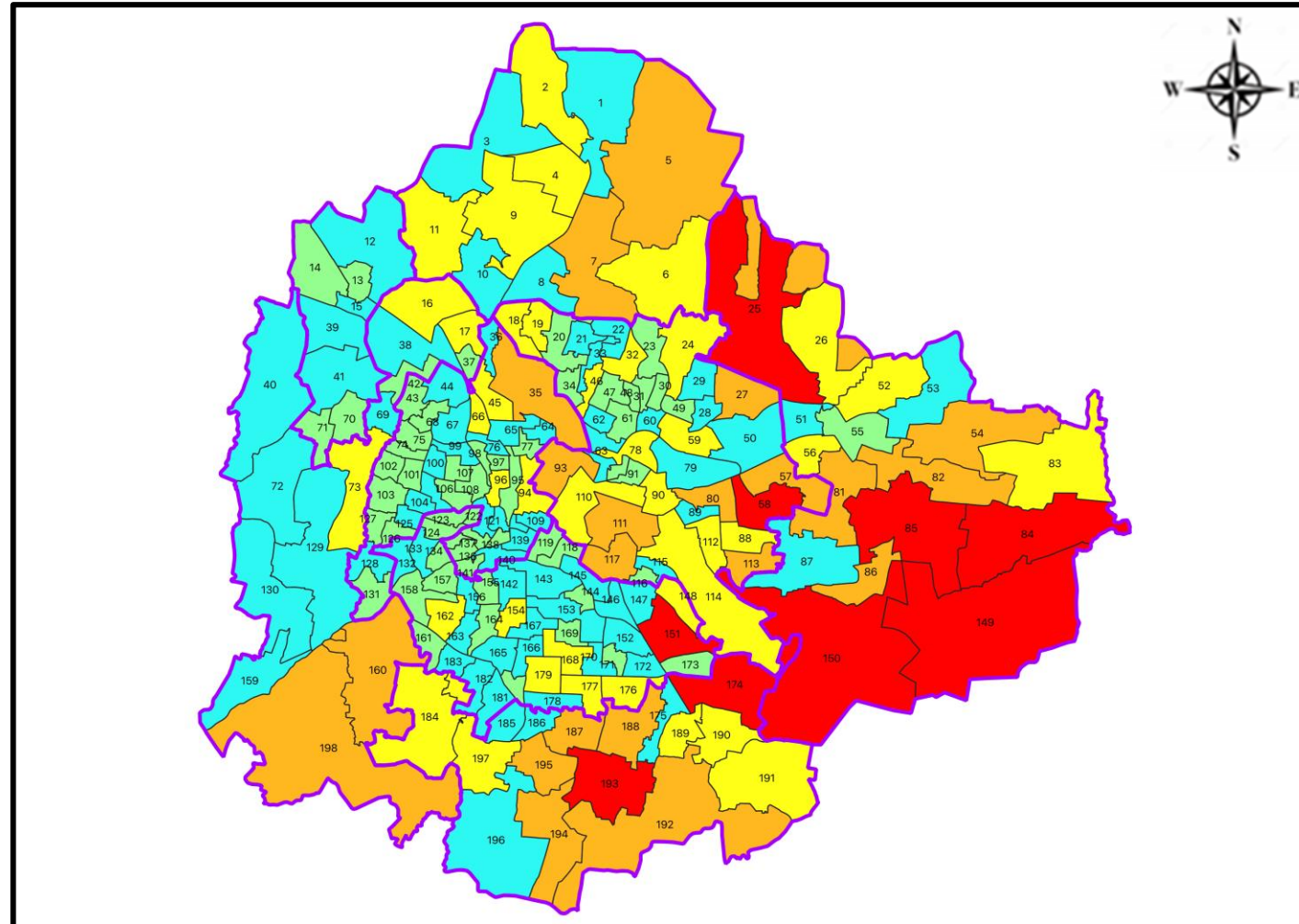
Ward No.	Ward Name	Daily Cases Average
150	Bellanduru	40
85	Dodda Nekkundi	17
84	Hagadur	15
174	HSR Layout	14
193	Arakere	13
149	Varthuru	13
25	Horamavu	12
58	New Tippasandra	11
151	Koramangala	10
80	Hoysala Nagar	9







Top 10 wards reporting least number of positive cases in last 10 days

Ward No.	Ward Name	Daily Cases Average
138	Chalavadipalya	0
135	Padarayanapura	0
70	Rajagopal Nagara	0
137	Rayapura	0
118	Sudham Nagar	0
61	S K Garden	0
48	Muneshwara Nagar	0
31	Kushal Nagar	0
158	Deepanjali Nagara	0
157	Gali Anjaneya Temple	0



BENGALURU MAP SHOWING INTENSITY OF POSITIVE CASES IN LAST 10 DAYS



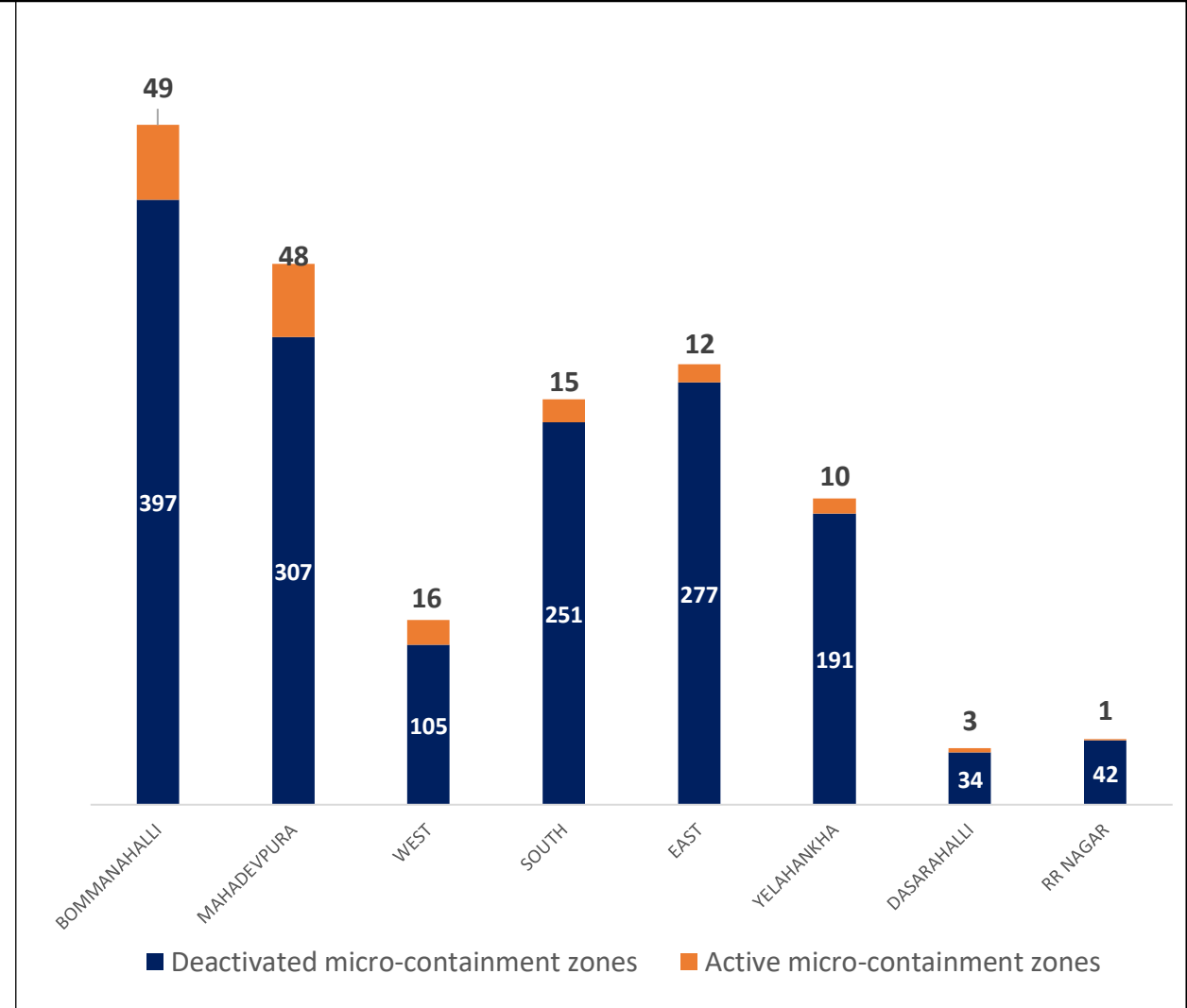
-  **Level 1 : 0 to 10 Cases**
-  **Level 2 : 10 to 25 Cases**
-  **Level 3 : 25 to 50 Cases**
-  **Level 4 : 50 to 100 Cases**
-  **Level 5 : Above 100 Cases**
-  **Zone Boundaries**



CONTAINMENT ZONE DETAILS



ZONE	TOTAL DECLARED	TOTAL DEACTIVATED	TOTAL ACTIVE
BOMMANAHALLI	446	397	49
MAHADEVPURA	355	307	48
WEST	121	105	16
SOUTH	266	251	15
EAST	289	277	12
YELAHANKHA	201	191	10
DASARAHALLI	37	34	3
RR NAGAR	43	42	1
TOTAL	1758	1604	154





COVID BED STATUS AS ON 04.01.2022

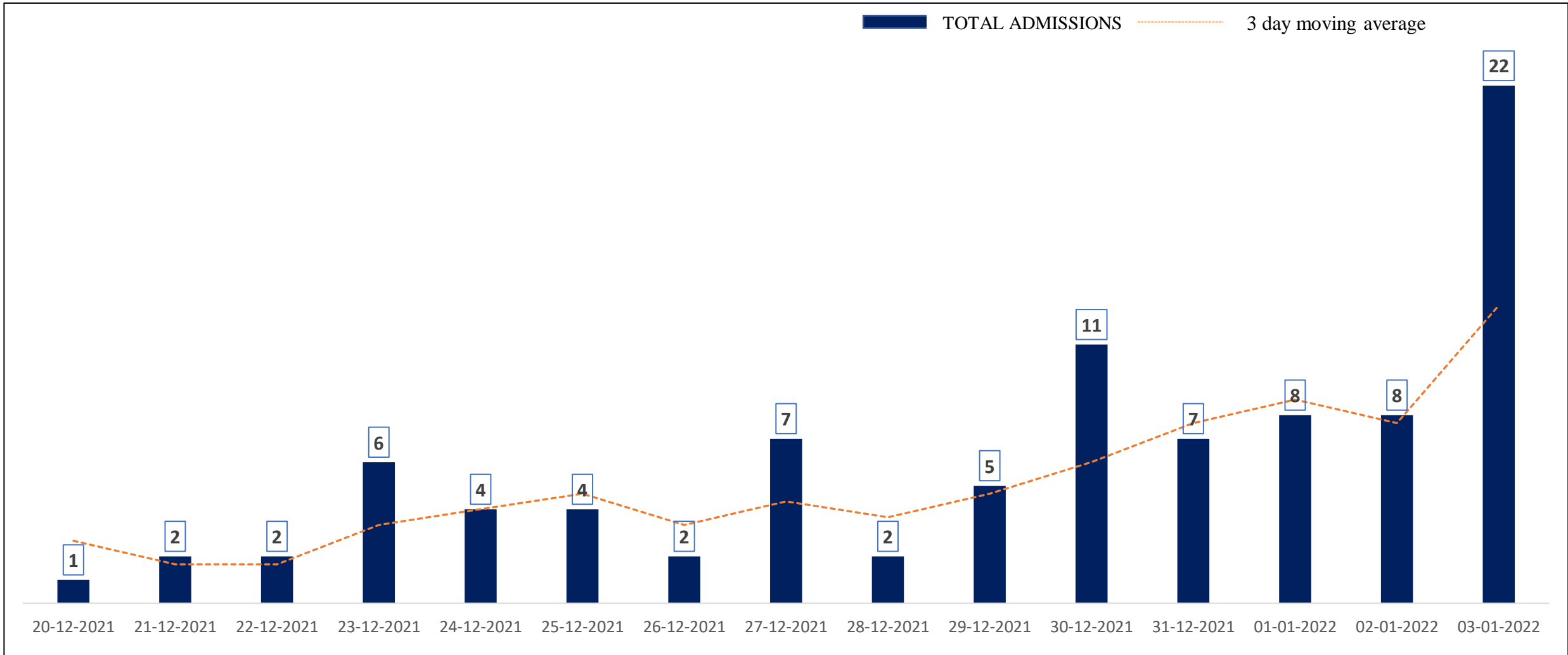


SR. NO.	Facility Type	No. of Hospital	Total Allocated Beds for C+ Patients					Occupied Beds for C+ Patients					Net Available Beds for C+ Patients				
			Gen Beds	HDU	ICU Beds	ICU-V	Total	Gen Beds	HDU	ICU Beds	ICU-V	Total	Gen Beds	HDU	ICU Beds	ICU-V	Total
1	Government Medical Colleges	4	20	621	53	76	770	0	33	2	1	36	20	588	51	75	734
2	Government Hospitals	16	664	210	65	127	1,066	10	15	4	1	30	654	195	61	126	1,036
3	Covid Care Centres	2	90					22					68				
Total Beds		22	774	831	118	203	1,926	32	48	6	2	88	742	783	112	201	1,838

* Status as on 04.01.2022 – 6:00 PM



HOSPITAL & CCC ADMISSIONS LAST 15 DAYS TREND



* Only Government Quota Admissions through CHBMS considered

* Only Fresh Admissions considered

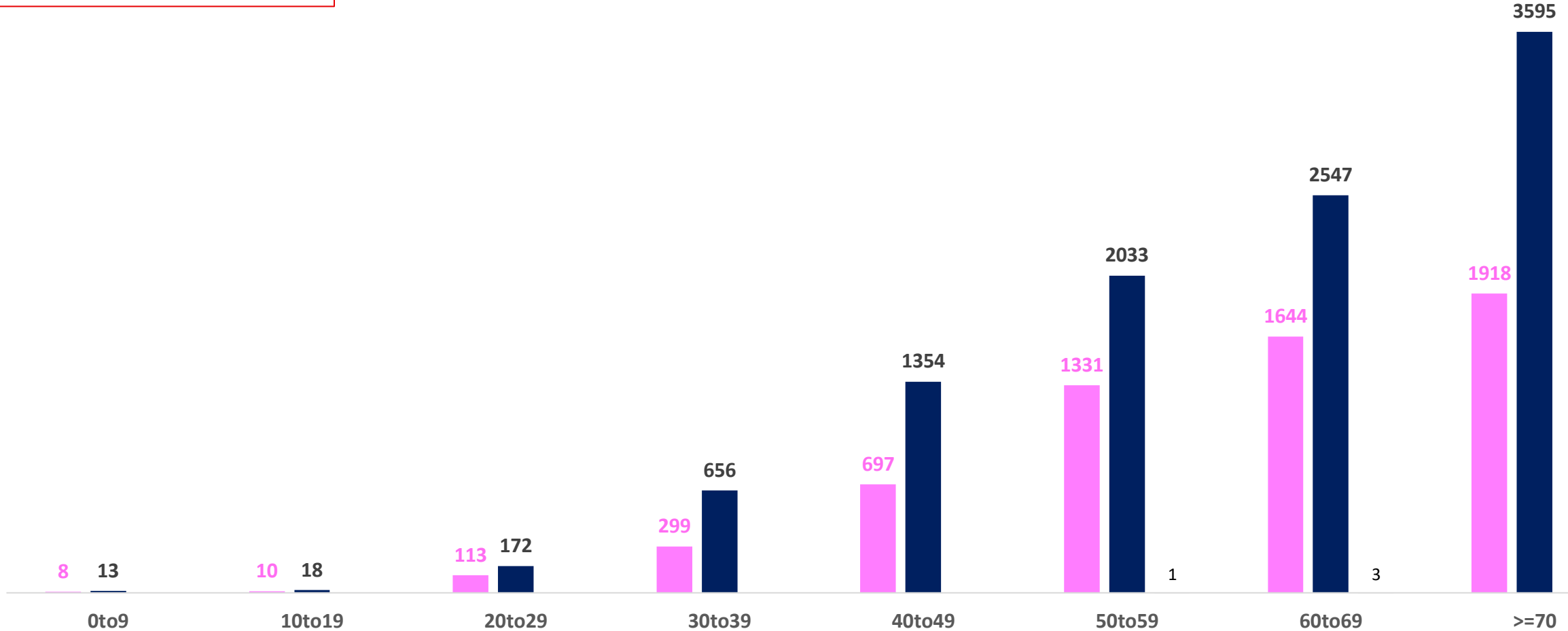


AGE AND GENDER WISE DISTRIBUTION OF DEATH CASES



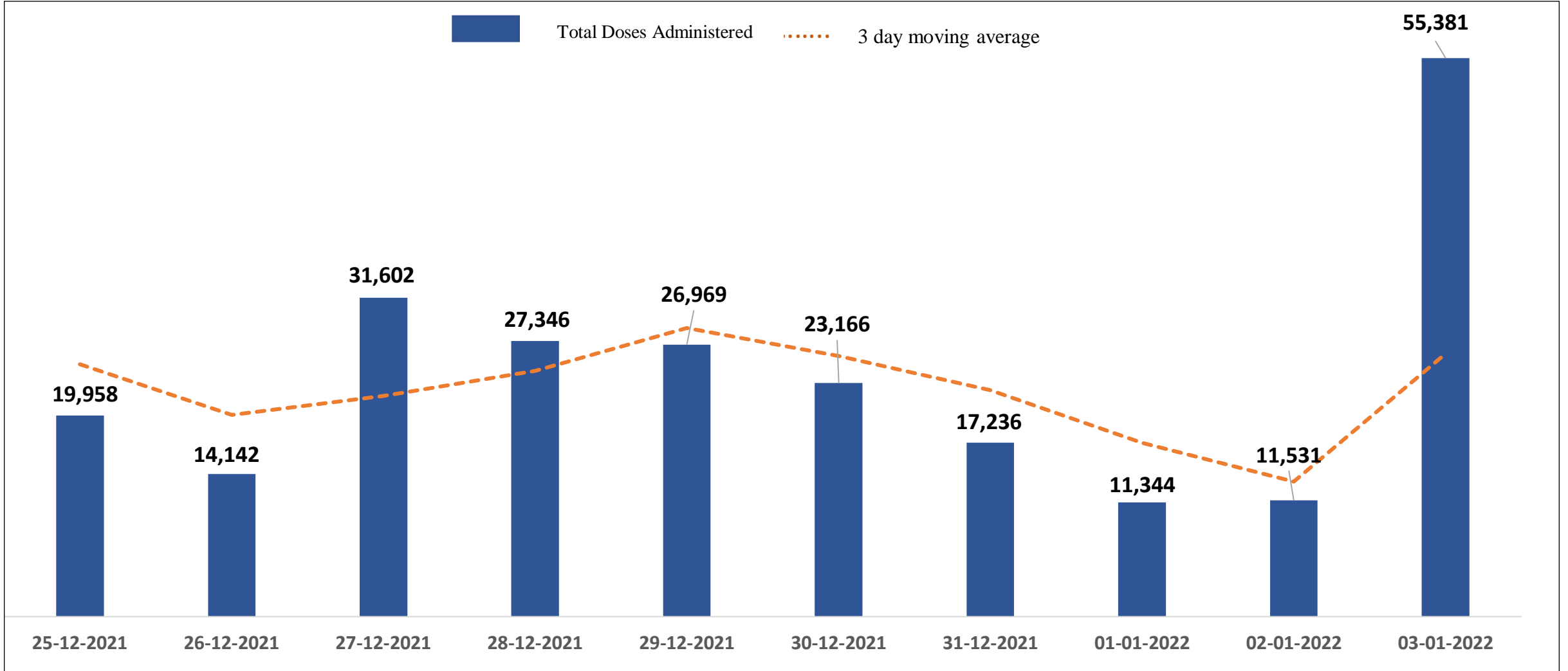
Death Cases: 16,412

Female Male Transgender



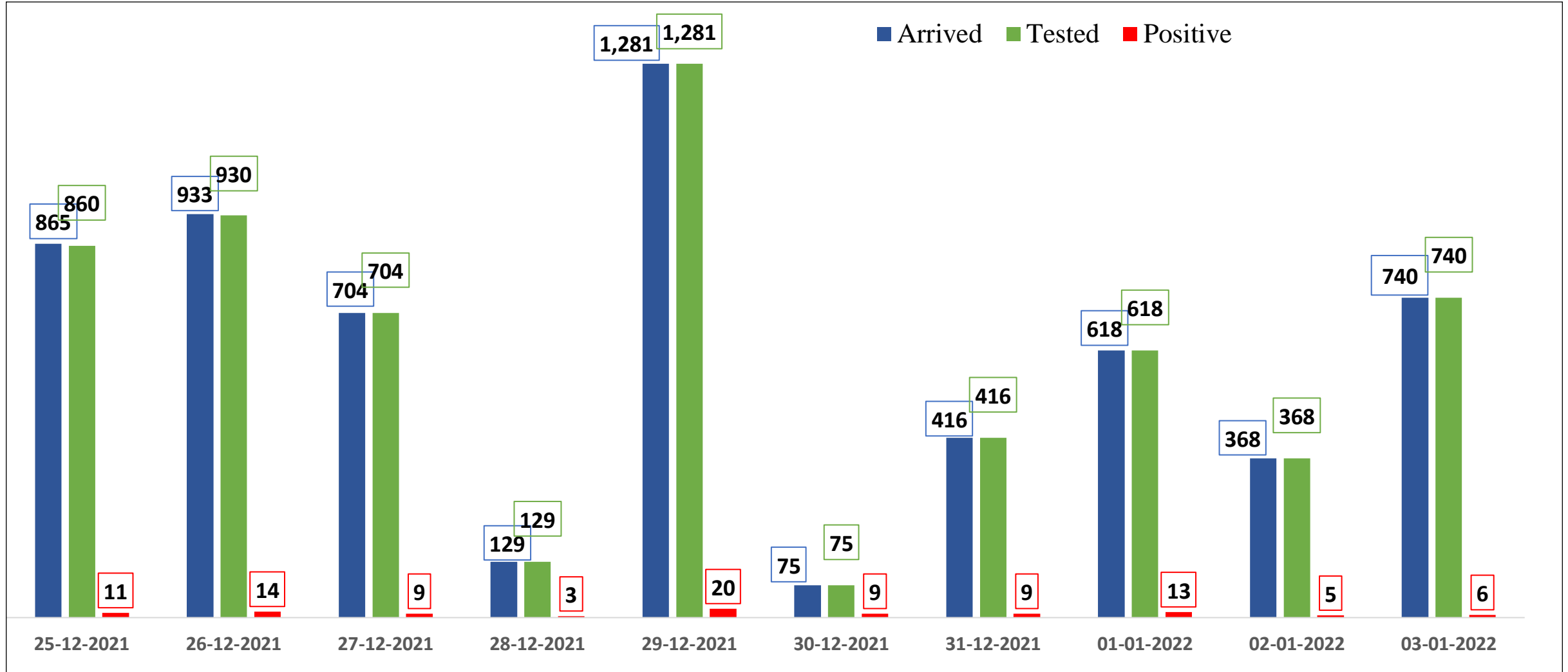


TOTAL VACCINE DOSES ADMINISTERED IN LAST 10 DAYS





INTERNATIONAL TRAVELLERS SURVEILLANCE IN LAST 10 DAYS

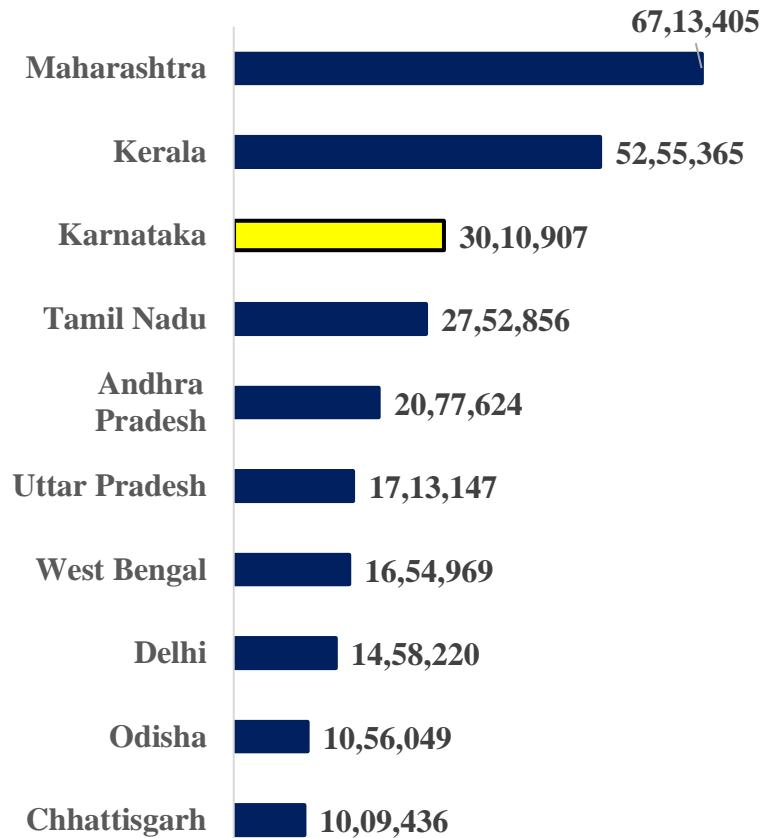




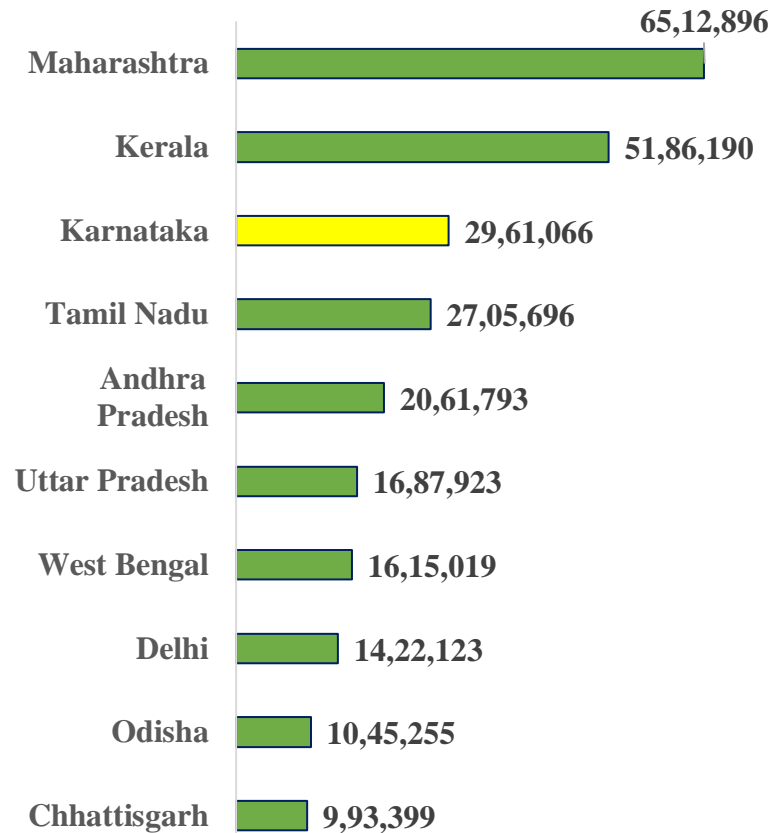
TOP 10 COVID19 AFFECTED INDIAN STATES



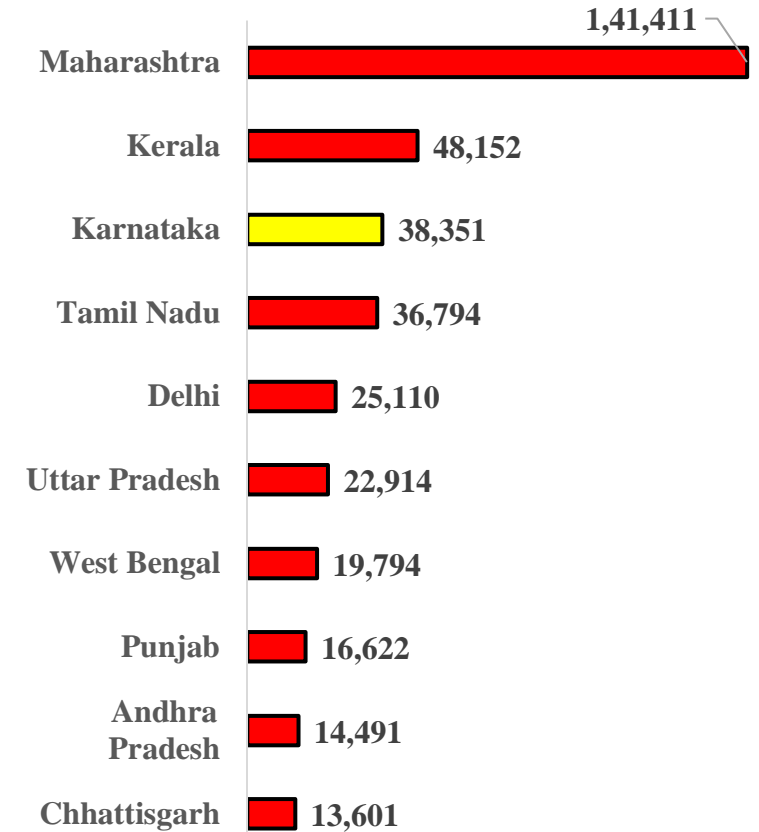
Total Positive Cases



Total Recovered Cases



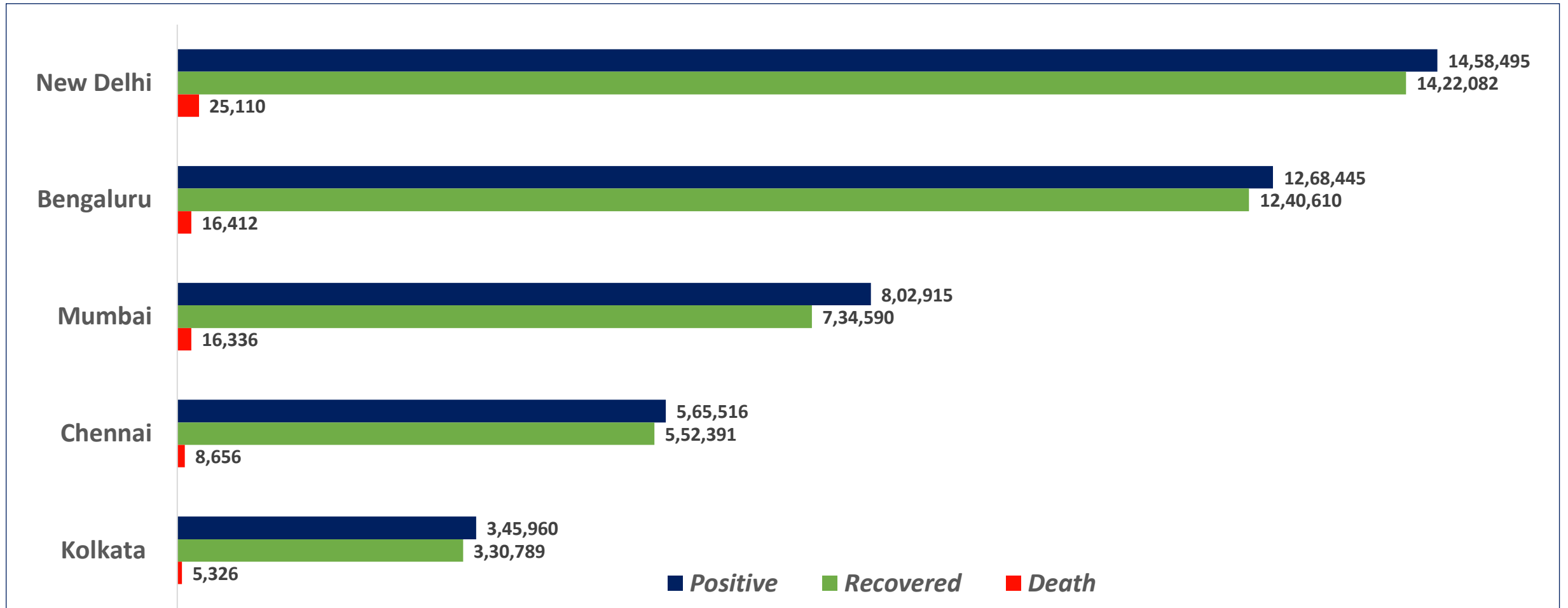
Total Death Cases



Source : <https://www.covid19tracker.in/> / at 4:50 pm (04.01.2022)



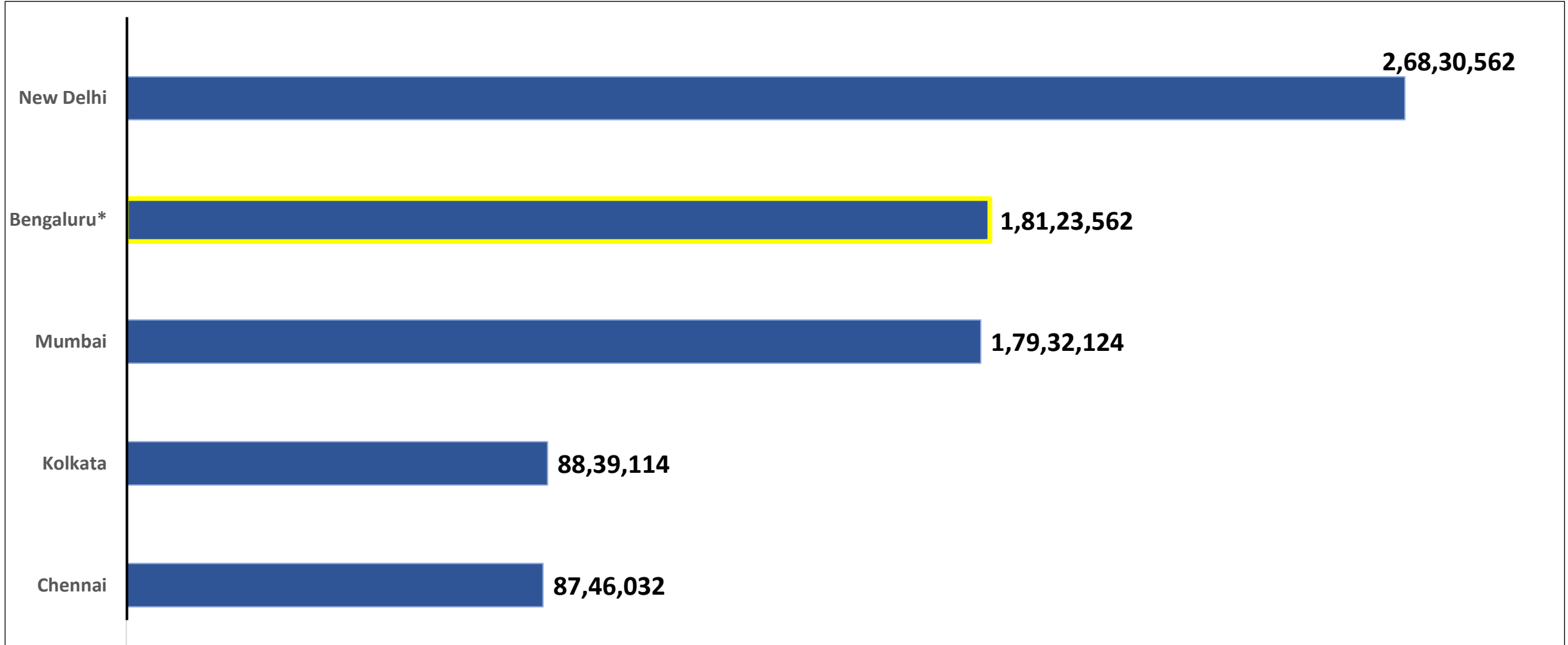
BENGALURU AND OTHER METROPOLITAN CITIES



Source : <https://www.covid19tracker.in/> at 4:50 pm (04.01.2022)



VACCINE DOSES ADMINISTERED IN BENGALURU AND OTHER METROPOLITAN CITIES



Source : <https://dashboard.cowin.gov.in/> at 4:50 pm (04.01.2022)

*includes BBMP & Bengaluru Urban



SNAPSHOT OF COVID-19 CASES IN BENGALURU URBAN



**Total Wards With
< =10 Cases* :
57**

**Tests Conducted
On 03.01.2022:
72,121**

**Recovery
Rate:
97.81%**

**Total
Active Cases :
11,423**

**Total Vaccinated on
03.01.2022:
55,381**

**Positivity
Rate* :
1.83%**

**Active
Rate:
0.90%**

**Case
Fatality Rate* :
0.36%**



*Total positive cases In the past 10 days

*CFR and positivity is for Past 7 days



ಬೃಹತ್ ಬೆಂಗಳೂರು ಮಹಾನಗರ ಪಾಲಿಕೆ
Bruhat Bengaluru Mahanagara Palike



Download BBMP Bulletin	https://apps.bbmpgov.in/covid19/mediabulletin.php
For BBMPCovid19 Bed Status:	https://apps.bbmpgov.in/covid19/en/Bedstatus.php
To register for vaccination :	https://selfregistration.cowin.gov.in/
BBMP COVID19 Dashboard:	https://apps.bbmpgov.in/covid19/
Follow us on:	 www.facebook.com/bbmp.comm1/
	 twitter.com/BBMPCOMM

Issued by:

Honorable Chief Commissioner, BBMP
Special Commissioner Health & IT, BBMP
MD, Bengaluru Smart City Limited

THANK YOU !

COVAXIN VACCINATION DRIVE FOR CHILDREN IN THE AGE GROUP OF 15-18 YEARS STATEWIDE FROM JANUARY 3, 2022

- Children born in the year 2007 or before will be vaccinated in their respective schools/colleges or at any nearby COVID-19 Vaccination site.
- Mobile numbers of Children's parents/ care takers / school teachers or Headmasters will be used for vaccination of the children.
- Vaccine will be given free of cost to these children at all Government COVID-19 Vaccination sites.
- Registration on **COWIN** portal will be done using School Identity card or Aadhaar card at the Vaccination site.

Dr. K. Sathish Kumar, Hon'ble Minister for Health and Family Welfare, Govt, receiving the **India Today Healthgiri Award** from Sri Mansukh Mandaviya, Hon'ble Union Minister for Health and Family Welfare.

As is enshrined in our Constitution, to value and preserve the rich heritage of our composite culture is the fundamental duty of every citizen of the country.

Department of Information and Public Relations

